

How to Work with Cloud Cuddle®

The single word that comes up over and over again when people see and touch Cloud Cuddle® is *luscious*. A Cuddle® print on one side and solid white Cuddle® on the other creates this two-sided coziness—perfect for jackets, robes, sweatshirts, and blankets.

Let's get started:

What we love about Cloud Cuddle®—and why we love it!

- | | |
|--|--|
| WHAT: Cloud has little to no stretch. | WHAT: Cloud Cuddle® is easy to serge. |
| WHY: Less pinning is needed—great for people new to Cuddle®. | WHY: Although Cloud is a knit and will not fray, serging gives the edges a finished look.
<i>Tip: Lift the knife out of the way to avoid excessive Cuddle® dust.</i> |
| WHAT: Cloud Cuddle® is double-sided. | WHAT: Seams can be pressed open. |
| WHY: Soft and comfy on both sides with no need to add a lining. | WHY: Unlike some knit fabrics, the press stays in! Makes for a smooth interior in garments. Use a synthetic or polyester setting. |
| WHAT: Curves are easy to sew. | |
| WHY: Want an unbelievably cozy shirt or sweatshirt? Set-in sleeves are no problem with Cloud. | |



Garment Sewing Tips

1 Add structural elements.

Consider patterns with a yoke, princess seams, or a zipper.



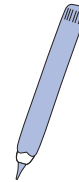
2 Interface buttonholes.

Use an all-purpose, woven, fusible interfacing.



3 Marking.

Fabric-safe markers work well.
Option: Place a pin or make a small snip in the seam.



4 Use a stretch stitch.


Kids put a lot of pressure on seams. A "lightning bolt" (stretch) stitch will keep you from needing seam repairs. Look for this symbol on your machine.



5 Easy hems and zippers with narrow double-sided basting tape.

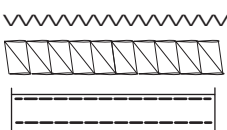
HEMS: Press hem up, apply basting tape, and zigzag the raw edge. Cloud doesn't stretch, so it won't grow as you stitch.

ZIPPERS: Apply to the zipper tape, press in place, and stitch confidently.



6 Seam finishing options.

Because Cloud does not ravel, there is no need to finish interior seams. If you'd like a finished edge, zigzag, serged, or flat-felled seams are good choices.



7 Necklines and cuffs.

Use a color-coordinated rib knit fabric around necklines and cuffs. (Cloud does not stretch enough for a pull-on.)

Option: Make a closure with buttons, ties, or a zipper.

Favorite Notions for Cloud

DOUBLE-SIDED BASTING TAPE byAnnie • A double-sided tape perfect for inserting zippers and securing hems. Only 1/8" wide. byannie.com

INTERFACING/STABILIZER Pellon SF101 (Shape-Flex) • All-purpose, woven, fusible interfacing.

CLOSURES Velcro® One-Wrap • Thinner hook-and-loop tape with double-sided convenience.

RIB KNIT FABRIC • Great for cuffs and necklines. Check out local garment fabric shops.

KNIT STAY TAPE SewKeysE • Adds the right touch of stability on shoulder seams. emmaseabrooke.com

WASHING INSTRUCTIONS

- Prewash red and dark colors.
- For best results, wash finished projects in cool water with a gentle detergent.
- Do not use fabric softener or dryer sheets.
- Tumble in a no-heat dryer for about ten minutes. Hang until dry.